

The expert tutors at **Homework Alabama** can help you work through a tough homework problem, improve your writing skills, study for a test, review a difficult concept, and so much more!

## Live Tutoring Step-by-Step Guide



### Step 1: Get started

1. Visit **homeworkalabama.org** or scan this QR code
2. Click “**Get Started**”

*If you have trouble getting in, please try using your library card number or the code at the bottom of your browser window*

### Step 2: Get the right tutor and start your session

Fill in the quick pre-session questionnaire. Using this information, we will match you with the first available tutor best qualified to assist you.

Click on the **CONNECT NOW** button to quickly connect with an incredible tutor.

### Step 3: Communicate

You can use text- or voice-chat to communicate with your tutor in the online classroom.\*\* You and your tutor may also use the interactive whiteboard to share work and ideas.

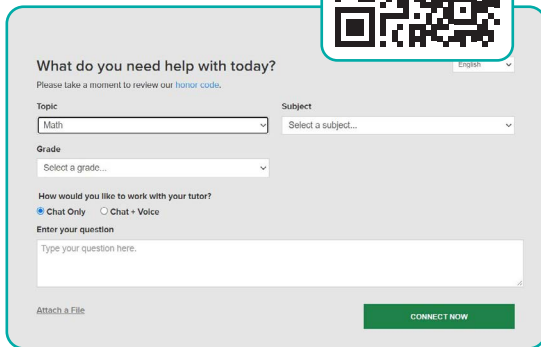
*All activity in the classroom is recorded for review and quality control. Transcripts will be available afterward in **My Account** under **My Locker**.*

### Step 4: Share a file

You can upload files related to your assignment to the online classroom—including documents, spreadsheets, presentation slides, screenshots, image files, and more. You and your tutor will be able to view them together during your session.

### Step 5: Rate and review your session

After each session, be sure to let us know how we did! Complete the survey and share your comments. Then, you’ll have the option to play a recording of your session and email or print the chat log and whiteboards.



What do you need help with today?  
Please take a moment to review our honor code.

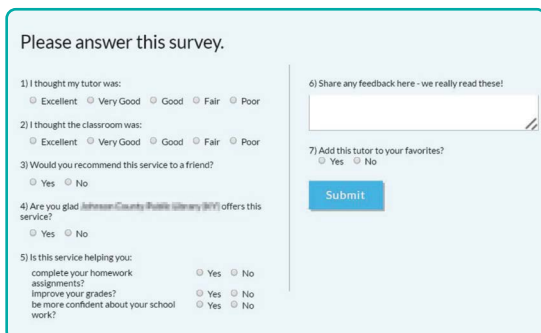
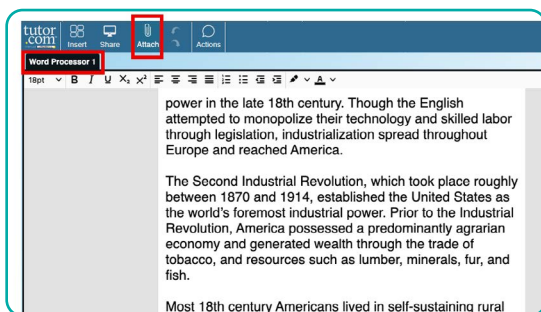
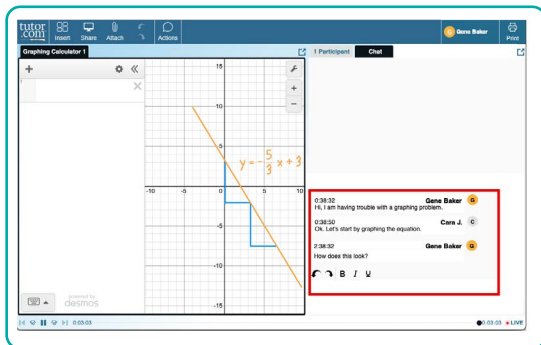
Topic: Math Subject: Select a subject...

Grade: Select a grade...

How would you like to work with your tutor?  
 Chat Only  Chat + Voice

Enter your question  
Type your question here.

Attach a File **CONNECT NOW**



Please answer this survey.

1) I thought my tutor was:  
 Excellent  Very Good  Good  Fair  Poor

2) I thought the classroom was:  
 Excellent  Very Good  Good  Fair  Poor

3) Would you recommend this service to a friend?  
 Yes  No

4) Are you glad Johnson County Public Library (JCPL) offers this service?  
 Yes  No

5) Is this service helping you:  
complete your homework assignments?  Yes  No  
improve your grades?  Yes  No  
be more confident about your school work?  Yes  No

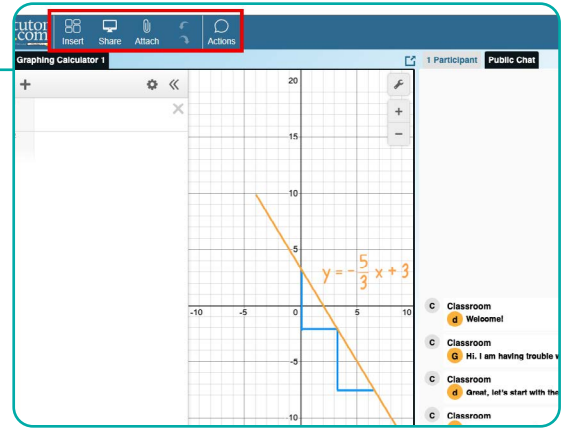
6) Share any feedback here - we really read these!

7) Add this tutor to your favorites?  
 Yes  No

**Submit**

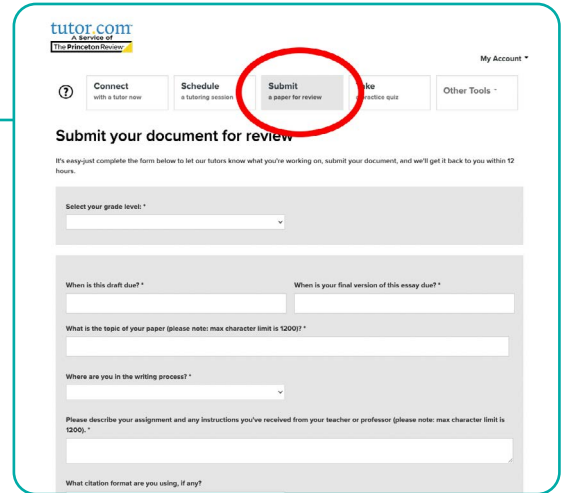
## Use special tools

The classroom includes a graphing calculator, code editor, and text editor that can be used when working on subject material requiring special tools. You can open them by using the buttons above the whiteboard.



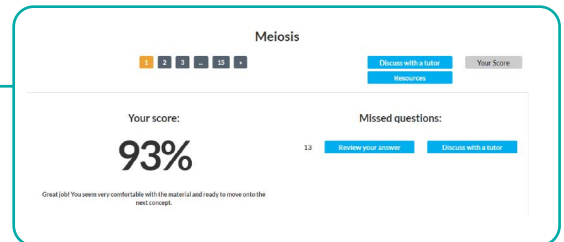
## Submit your paper

The drop-off writing review service allows you to get expert help from a tutor without having to connect for a real-time session. Upload a draft of your assignment—whatever stage it is at—and get detailed feedback within a day. Retrieve your tutor's completed review in **My Account** under the **Completed Sessions** tab.



## Practice for a test

Use our practice quizzes to assess your knowledge and prepare for upcoming tests in math, science, and English. Take a quiz, review your results, and connect with a tutor to go over any questions you may have missed.



## Use My Account

- Review previous sessions and retrieve feedback on your drop-off reviews under **My Sessions**. Be sure to tag your favorite tutors while you're there!
- Reconnect with your favorite tutors or see when they are next available by clicking on the **My Favorite Tutors** section.
- Access files you have saved or those you have shared in sessions with your tutors under **My Locker**.

